



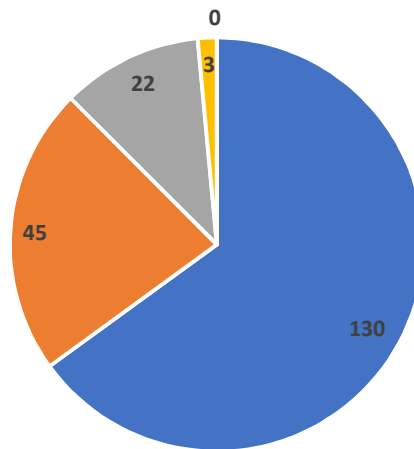
Student Satisfaction Survey

Conducted on the basis of Student Satisfaction Survey Questionnaire of NAAC

Student Satisfaction Survey on Teaching Learning Process Analysis Report 2017-18

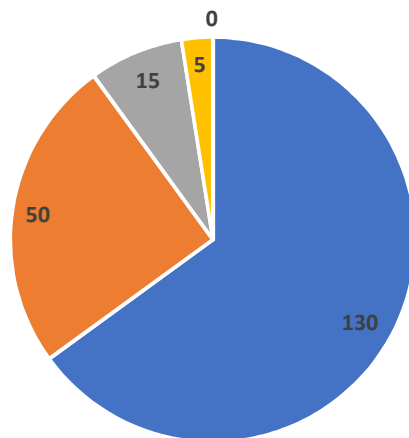
Total No. of respondents: 200

1. How much of the syllabus was covered in the class



■ 4-85%-100% ■ 3-70%-84% ■ 2-55%-69% ■ 1-30%-54% ■ 0- below 30%

2. How well did the teachers prepare for the classes?



■ 4- Throwroly ■ 3- satisfactroly ■ 2- Poorly ■ 1-Pndifferently ■ 0-Won't teach at all

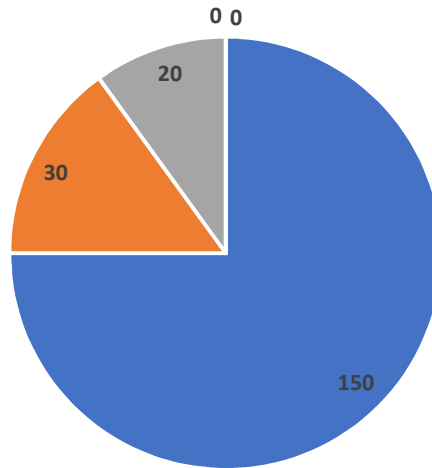


Sri Devaraj Educational Trust®

Sri Devaraj Urs Institute of Management

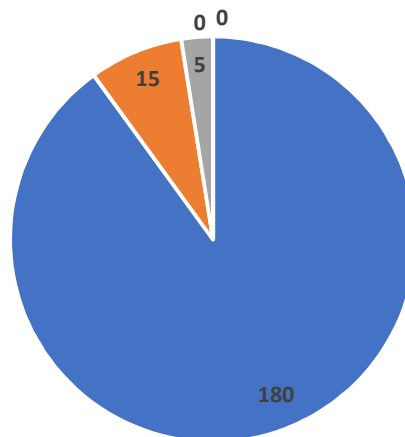
RLJ IT Campus, Kodigehalli, Doddaballapur-561203.

3. How well were the teachers able to communicate?



- 4-Always effective
- 3-Sometimes effective
- 2-Just satisfactorily
- 1-Generally in effective
- 0-Very poor communication

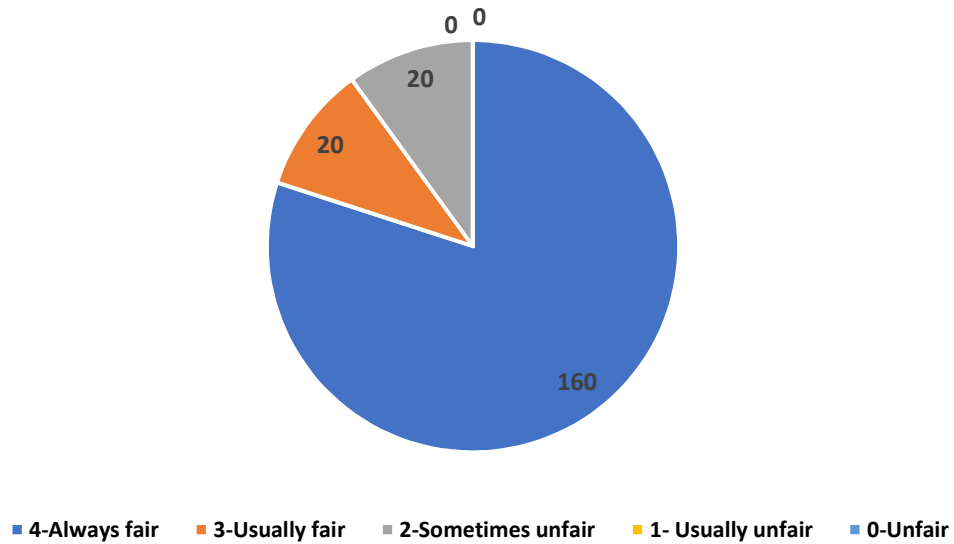
4.The teacher's approach to teaching can best be described as



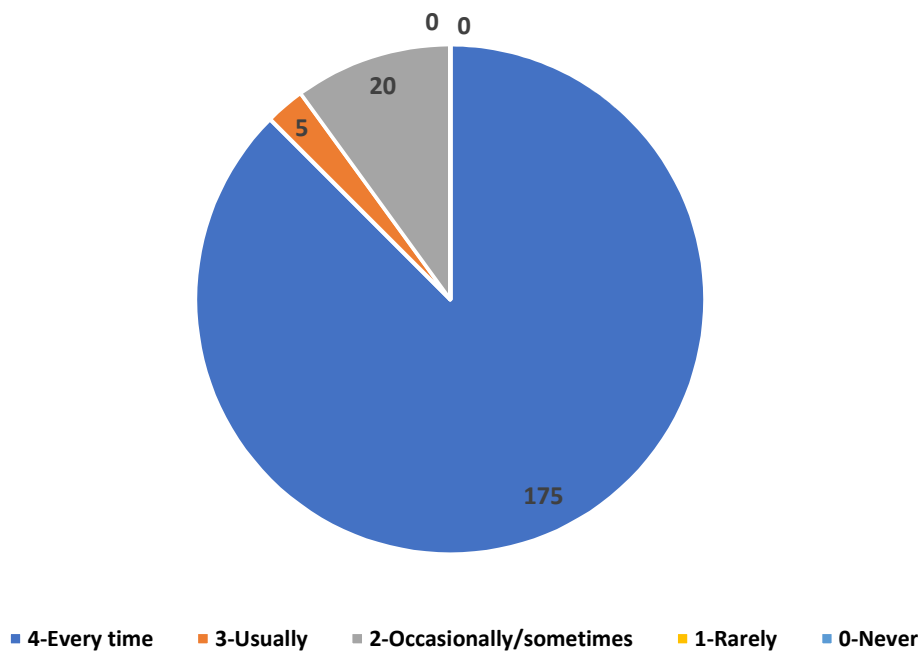
- 4-Excellent
- 3-Very good
- 2-Good
- 1-Fair
- 0-Poor



5. Fairness of the internal evaluation process by the teachers

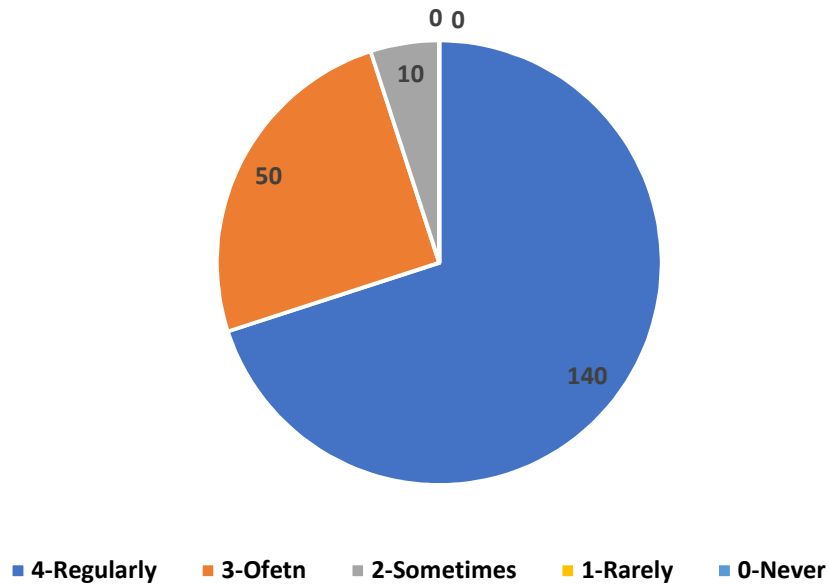


6. Was your performance in assignments discussed with you

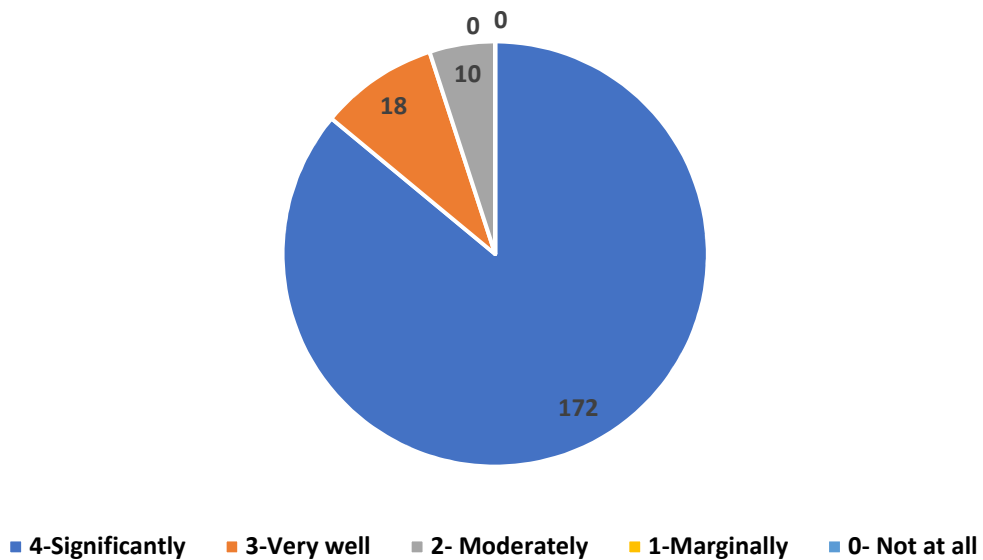




7.The institute takes active interest in promoting internship,student exchange, field visti oportuities for studetns.

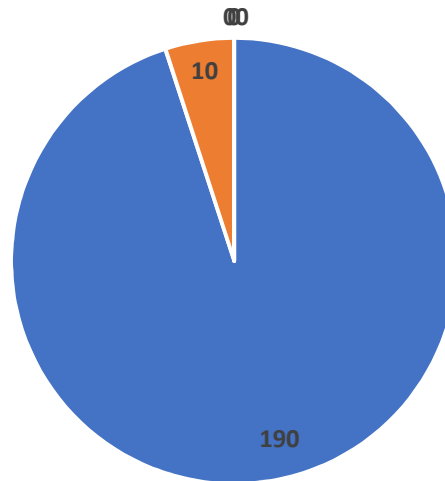


8. The teaching and mentoring process in your institution facilitates you in cognitiv, social and emotional growth



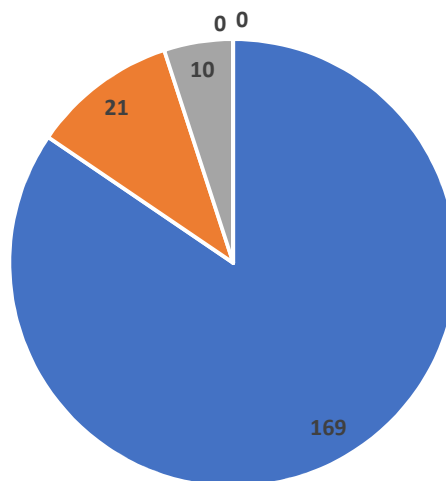


9. The institution provides multiple opportunities to learn and grow



■ 4-Strongly agree ■ 3-Agree ■ 2-Neutral ■ 1-Disagree ■ 0-Strongly disagree

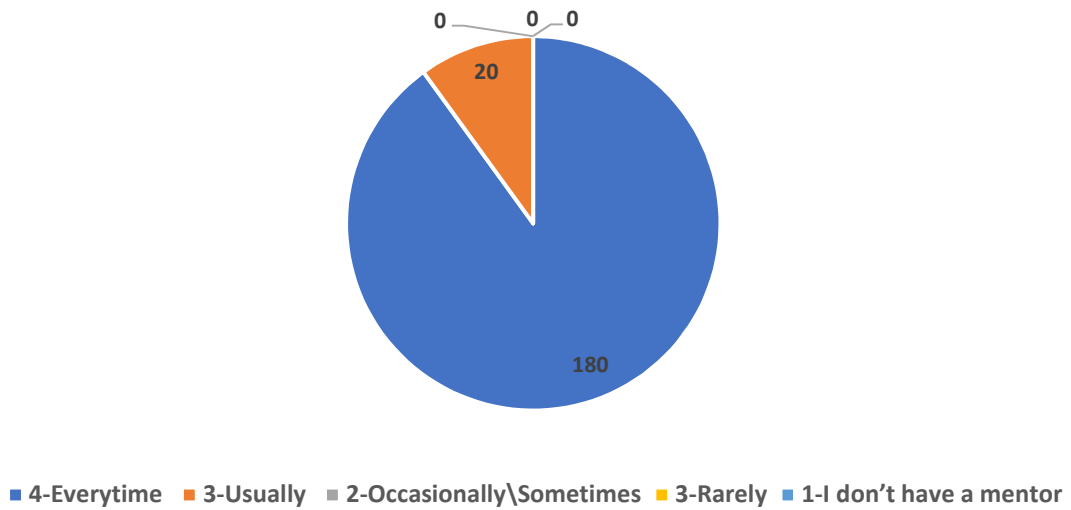
10. Teachers inform you about your expected competencies, course outcome and programme outcome.



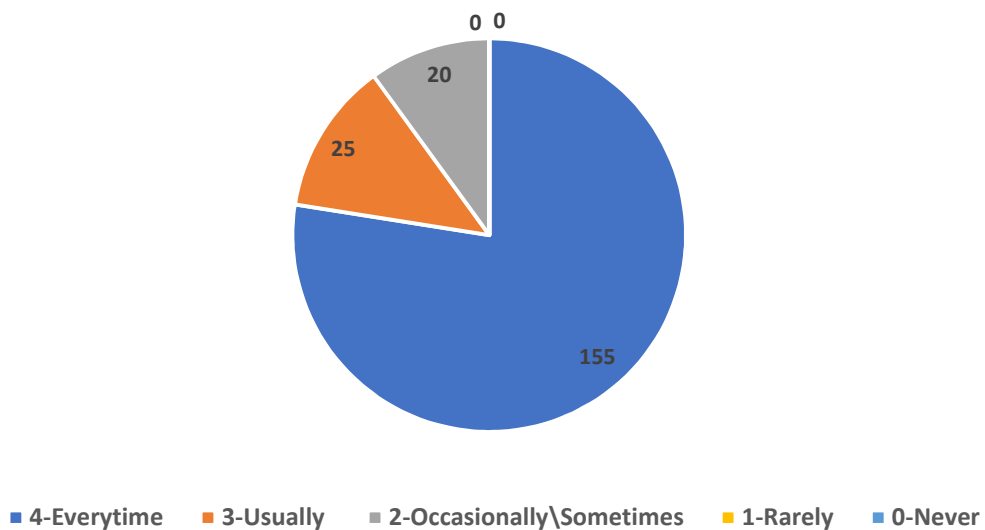
■ 4-Everytime ■ 3-Usually ■ 2-Occasionally\sometimes ■ 1-Rarely ■ 0-Never



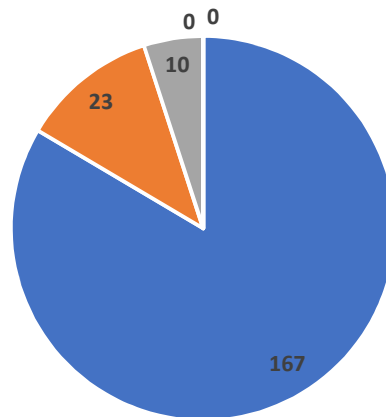
11. Your mentor does a necessary follow-up with an assigned task to you



12. The teachers illustrate the concepts through examples and applications

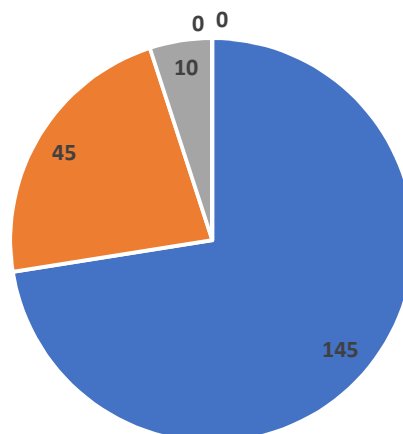


13. The teachers identify your strengths and encourage you with providing right level of challenges



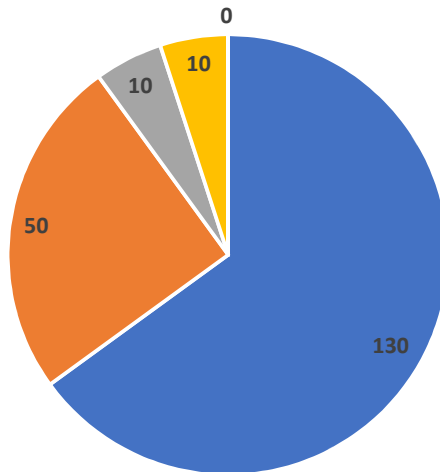
■ 4-Fully ■ 3-Reasonably ■ 2-Partially ■ 1-Slightly ■ 0-Unable to

14. Teachers are able to identify your weaknesses and help you to overcome them.



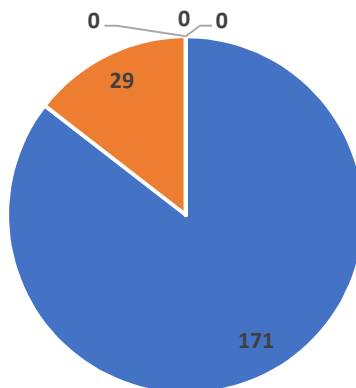
■ 4- Everytime ■ 3-Usually ■ 2-Occasionally\Sometimes ■ 1-Rarely ■ 0-Never

15. The institution makes effort to encourage students in the monitoring review and continuous quality improvement of the teaching learning process.



■ 4- Strongly agree ■ 3-Agree ■ 2-Neutral ■ 1-Disagree ■ 0-Strongly disagree

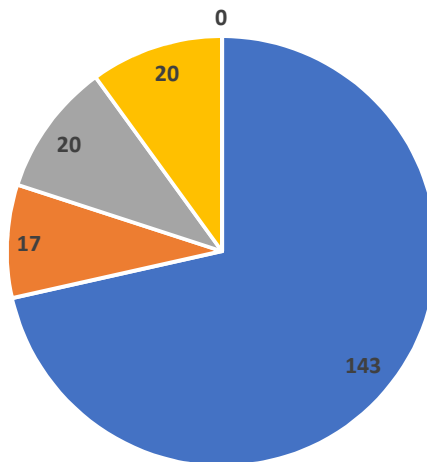
16. The institute \teachers use student centric methods ,such as experiential learning ,participative learning and problem solving methodologies for enhancing learning experience



■ 4-To a great extent ■ 3-Moderate ■ 2-Some what ■ 1-Very little ■ 0- Not at all

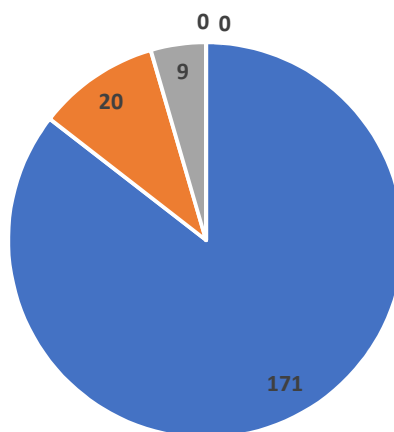


17. Teachers encourage you to participate in extracurricular activities.



■ 4-Strongly agree ■ 3-Agree ■ 2-Neutral ■ 1-Disagree ■ 0- Strongly disagree

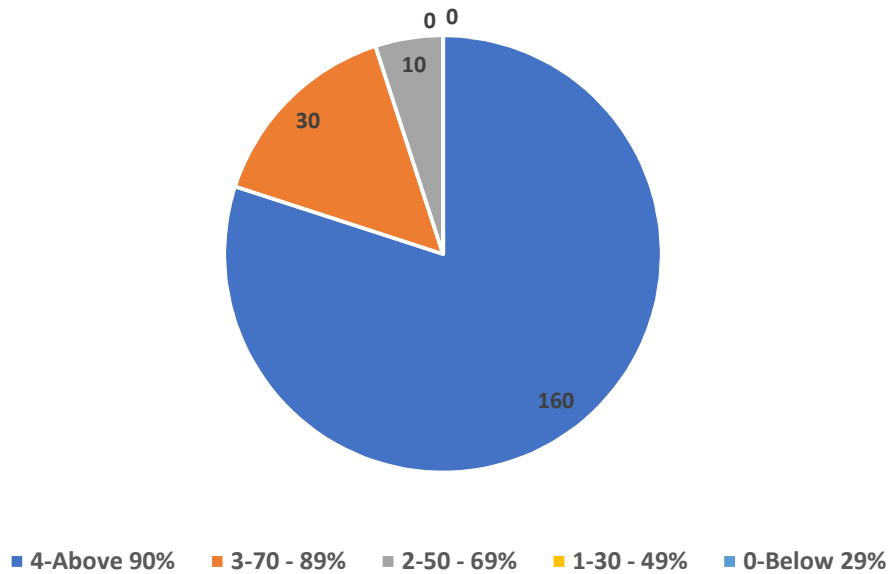
18. Efforts are made by the institute \teachers to inculcate soft skills,life skills and employability skills to make you ready for the world of work.



■ 4-To a great extent ■ 3-Moderate ■ 2-Somewhat ■ 1-Very little ■ 0-Not at all



19. What percentage of teachers use ICT tools such as LCD projector, Multimedia, etc. while teaching.



20. The overall quality of teaching-learning process in your institute is very good.

